

2008 1 to 1 Student Technology Survey

1. I go to school at . . .			
		Response Percent	Response Count
Everett High School	<div><div></div></div>	40.4%	294
Malden High School	<div><div></div></div>	39.4%	287
Medford High School	<div><div></div></div>	20.1%	146
Other	<div><div></div></div>	0.1%	1
		answered question	728
		skipped question	0












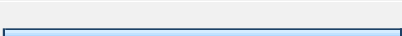



2. I am a student in grade. . .			
		Response Percent	Response Count
9	<div><div></div></div>	50.3%	366
10	<div><div></div></div>	32.0%	233
11	<div><div></div></div>	15.7%	114
12	<div><div></div></div>	2.1%	15
		answered question	728
		skipped question	0



3. I have a computer connected to the Internet at home.			
		Response Percent	Response Count
Yes	<div><div></div></div>	90.9%	662
No	<div><div></div></div>	9.1%	66
		answered question	728
		skipped question	0








4. I open web sites on my computer at home.			
		Response Percent	Response Count
Yes	<div><div></div></div>	96.0%	596
No	<div><div></div></div>	4.0%	25
answered question			621
skipped question			107









5. I communicate on-line using. . . (Check all that apply)			
		Response Percent	Response Count
e-mail	<div><div></div></div>	73.5%	476
IM Instant Messaging	<div><div></div></div>	86.1%	558
chat rooms	<div><div></div></div>	19.1%	124
message boards	<div><div></div></div>	17.6%	114
virtual worlds (ex. Second Life, Warcraft, etc.)	<div><div></div></div>	12.7%	82
Other (please specify)			151
answered question			648
skipped question			80

6. When I use the computer I am. . . (Check all that apply)			
		Response Percent	Response Count
Alone	<div><div></div></div>	96.5%	625
With a brother/sister	<div><div></div></div>	28.4%	184
With an adult	<div><div></div></div>	15.0%	97
At a friend's house	<div><div></div></div>	37.0%	240
answered question			648
skipped question			80

7. I use the computer at home for. . . (Check all that apply)			
		Response Percent	Response Count
Homework		89.2%	577
Playing games		63.5%	411
Help with school work		63.5%	411
Chatting with friends		87.6%	567
Finding answers to questions		67.5%	437
e-mail		76.4%	494
Surfing the web		76.7%	496
Building websites		10.5%	68
eBay		12.7%	82
Shopping		38.6%	250
Music downloads		75.4%	488
Movie/video downloads		43.9%	284
<b>YouTube</b>		<b>90.4%</b>	<b>585</b>
Participating in virtual worlds		14.2%	92
Sharing photos on websites		38.8%	251
Other (please specify)			61
<b><i>answered question</i></b>			<b>647</b>
<b><i>skipped question</i></b>			<b>81</b>







8. Are there parental controls on your computer?			
		Response Percent	Response Count
Yes		18.2%	117
<b>No</b>		<b>82.9%</b>	<b>534</b>
<b><i>answered question</i></b>			<b>644</b>
<b><i>skipped question</i></b>			<b>84</b>









9. I own or use on a regular basis... (Check all that apply)			
		Response Percent	Response Count
desktop computer		79.9%	517
laptop computer		52.2%	338
digital video camera		34.9%	226
digital still camera		34.9%	226
iPod		67.5%	437
Blackberry		7.4%	48
cell phone		77.9%	504
Other (please specify)			42
<b>answered question</b>			<b>647</b>
<b>skipped question</b>			<b>81</b>





10. I use my iPod to . . . (check all that apply)			
		Response Percent	Response Count
Download music		96.9%	528
Listen to Podcasts		20.2%	110
Upload Podcasts that I create		4.0%	22
Download movies or TV shows		41.3%	225
Manage my school schedule using the calendar		6.1%	33
Improve my vocabulary skills		5.5%	30
Help prepare for a test		5.7%	31
Store electronic files like a portable hard drive		16.7%	91
Other (please specify)			98
<b>answered question</b>			<b>545</b>






11. I use a computer in class. . .			
		Response Percent	Response Count
Never	<div></div>	23.4%	165
Less than once a week	<div></div>	46.3%	326
Once a week	<div></div>	12.5%	88
More than two times a week	<div></div>	7.8%	55
Every day	<div></div>	9.9%	70
Other (please specify)			44
answered question			704
skipped question			24

12. In the last month I used a computer in the following classes:			
		Response Percent	Response Count
Art	<div></div>	3.3%	19
English	<div></div>	45.8%	260
Foreign Language	<div></div>	19.0%	108
History	<div></div>	64.4%	366
Math	<div></div>	15.1%	86
Science	<div></div>	26.2%	149
Business	<div></div>	8.8%	50
Music	<div></div>	2.5%	14
Other (please specify)			157
answered question			568
skipped question			160

13. In the last month I used the following in a class that covered history content (including an English class in which you read or discussed history):			
		Response Percent	Response Count
None		45.3%	319
Microsoft Word		40.8%	287
Microsoft Excel		3.7%	26
PowerPoint		13.9%	98
Inspiration		1.0%	7
Other		16.2%	114
answered question			704
skipped question			24

14. In a class that covers history content (including an English class in which you read or discuss history) I use a computer for. ..			
		Response Percent	Response Count
Internet research		92.2%	497
Word Processing		40.3%	217
Creating a Powerpoint presentation		20.4%	110
Recording my voice for a podcast		0.7%	4
Using a spreadsheet to analyze data		3.0%	16
Using Inspiration to complete a graphic organizer		2.8%	15
Editing digital images		7.1%	38
Using digital video to create a project		6.1%	33
Other (please specify)			100
answered question			539
skipped question			189

15. When using the computer for school projects I . . .			
		Response Percent	Response Count
work alone		32.6%	228
<b>sometimes work alone and sometimes with classmates</b>		<b>60.1%</b>	<b>421</b>
mostly work with classmates		5.6%	39
always work with classmates		1.7%	12
		<b><i>answered question</i></b>	<b>700</b>
		<b><i>skipped question</i></b>	<b>28</b>

16. I MOST like using computers at school for. . .			
		Response Percent	Response Count
viewing Web pages		18.0%	126
<b>working on school projects</b>		<b>47.7%</b>	<b>334</b>
playing games		7.6%	53
writing assignments		25.6%	179
learning mathematics		1.1%	8
		<b><i>answered question</i></b>	<b>700</b>
		<b><i>skipped question</i></b>	<b>28</b>

17. Using computers...						
	Strongly agree	Agree	Undecided	Disagree	Strongly disagree	Response Count
makes school more interesting	54.2% (377)	35.6% (248)	7.2% (50)	2.4% (17)	1.4% (10)	696
makes school easier	48.6% (338)	38.7% (269)	9.1% (63)	2.9% (20)	1.4% (10)	695
helps me with research	70.6% (488)	26.3% (182)	2.6% (18)	0.6% (4)	0.7% (5)	691
helps me communicate with my teacher	24.0% (166)	26.6% (184)	32.6% (225)	11.9% (82)	7.1% (49)	691
helps me communicate with other students	33.1% (230)	31.1% (216)	24.2% (168)	9.1% (63)	3.9% (27)	694
helps me solve problems	38.3% (266)	42.7% (296)	14.3% (99)	4.2% (29)	1.6% (11)	694
helps me produce papers	49.6% (344)	37.0% (257)	9.7% (67)	3.0% (21)	1.4% (10)	694
helps me with presentations	49.6% (340)	35.6% (244)	12.3% (84)	2.3% (16)	1.6% (11)	685
helps me perform better	45.3% (311)	36.8% (253)	15.4% (106)	1.6% (11)	1.7% (12)	687
Comment about computers in school						157
	answered question					698
	skipped question					30

18. I have used a laptop computer in my classroom.			
			Response Count
Yes		Response Percent	
	<div></div>	81.4%	570
No	<div></div>	18.6%	130
	answered question		700
	skipped question		28